

ÉTUDES EN FRANCE

User Guide

Admission Procedure

**Architected degree at the master's level
at the National Schools of Architecture -
ENSA**



ÉTUDES EN FRANCE

Dear Students & Parents,

if you are planning to join an architecture degree at the master's level, then this is the right guide for your.

It's time for you to prepare your application by following the admission procedure on EeF platform.

If you don't know where to start, no worries ! Campus France UAE team got your back.

This user guide is designed specifically to help you through the admission procedure for French universities.

Make sure to read the instructions carefully before submitting your application on the platform.

Campus France UAE looks forward to helping you to get your admission in one of the top universities in France.

Campus France UAE Team

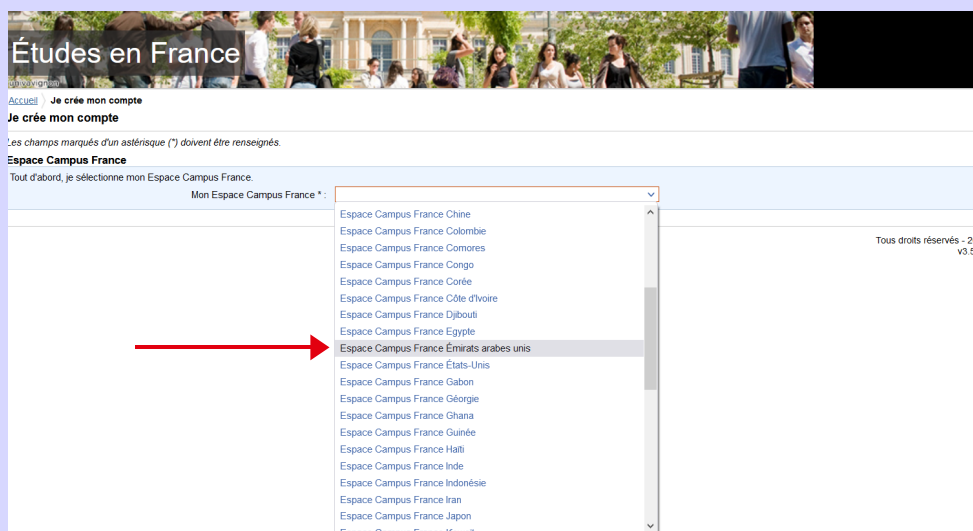
1- Create your account on EeF platform

Register on EeF platform with your email address.



The screenshot shows the 'ÉTUDES EN FRANCE' login and registration page. It features a 'Sign in' section with 'Login' and 'Password' fields, a 'CONNECTION' button, and a 'Register' button. A red arrow points to the 'Register' button. Below the login section, there is a list of countries and regions where the procedure is mandatory, and a 'Supported by:' section with logos for the French Republic, the Ministry of Higher Education and Foreign Affairs, the Ministry of Culture, and CDEFI.

Choose "Espace Campus France Emirats arabes unis" as your reference.



The screenshot shows the 'Je crée mon compte' page on the EeF platform. It features a dropdown menu for selecting the 'Mon Espace Campus France'. A red arrow points to the 'Espace Campus France Emirats arabes unis' option in the dropdown menu. The page also includes a navigation bar with 'ACCUEIL' and 'Je crée mon compte' links, and a footer with 'Tous droits réservés - 2021 v3.55.1'.

Fill in your personal information.

I create an account

Fields with an asterisk (*) must be completed

Campus France
Select your local Campus France
My Campus France *: Espace Campus France Émirats arabes unis

E-mail address
This e-mail address will be used as login to log in my account, and, if I accept, to receive information messages from my Campus France and institutions to which I want to apply.
E-mail address *:
Confirmation of the e-mail address *:

Identity
Last name *:
Other last names:
First name *:
Gender *:
(dd/mm/yyyy)
Date of birth (dd/mm/yyyy) *:
Country of birth *:
City of birth *:
Country of nationality *:

ID
To finalize your account creation, please carefully fill out the information below as it appears on the ID provided.
Type of ID *:
(dd/mm/yyyy)
Expiration date (dd/mm/yyyy):
ID number *:
Country of issue of your ID *:


Create your account by clicking on "Create an account".

Miscellaneous


I accept that my personal information will be used within the application process "Etudes en France"

I wish to be part of the France Alumni network. The following informations will be sent to France Alumni : name, email, academic background, higher education program in which I received an admission in Etudes en France.

[Create an account](#)



A confirmation email will be sent to your registered e-mail address to activate your EeF account. To activate your account, you must click on the link that was sent by EeF.



Once you activate your account, you will be redirected to EeF platform to choose a password. Then you can have access to EeF app.

2- Start the admission procedure

Choose "I wish to apply".

FR | EN Log Out
Études en France Dina SASI
Espace Campus France Émirats arabes unis AE21-00008

I wish to apply I already have an admission Mailbox My account

Home

Reception

Welcome to Etudes en France!

If you **have been accepted to a School or University in France** (ex: Master degree, language class, professional training, etc.), please fill out your application by clicking on the *I already have an admission* tab, at the top of this page and by then selecting the *I am NOT a study-abroad/exchange/dual-degree student* (..) option.

If you are a **study-abroad/exchange/dual-degree student**, please fill out your application by clicking on the *I already have an admission* tab, at the top of this page and by then selecting the *I am a study-abroad/exchange/dual-degree student* option.

If you are an **undergraduate or graduate school candidate** in France and therefore haven't been accepted yet, please fill out your application by clicking the *I wish to apply* tab at the top of this page.

If you do not know the available programs in France, please visit [Campus France UAE](#) or [ONISEP](#) to help you find the program that suits you!

Sincerely,
Campus France UAE

Bonjour,

In order to guide you through your study projects, your Espace Campus France offers an information and orientation appointment.
You must first enter your contact details for us to assign your application to the most adequate appointment location : [Enter your contact information](#)

Best regards,
Your Espace Campus France

Fill in your personal information and upload the requested documents (photograph, passport/Emirates ID, scholarship certificate & French language certificate if applicable).

FR | EN Log Out
Études en France Faysal AYOU
Espace Campus France Émirats arabes unis AE21-00074

I wish to apply I already have an admission Mailbox My account

Home > I wish to apply

I am applying

1 - Fill out the application

Electronic application is mandatory for institutions connected to Etudes en France. We advise you to fill out the form following the steps below.

1.1 - Personal information **Incomplete**

At this stage, please enter your personal information, academic background and professional experience, and your level of proficiency in English or French, depending on the language you will be studying in.

1.2 - Fill out the program cart

If you already know which programs you are interested in, you can apply by adding the programs to your cart. If you do not know which program you are interested in, consult the catalog on Campus France UAE or ask for a counselling interview.
Campus France catalog: <https://www.uae.campusfrance.org/>

1.3 - Submit the file to Campus France UAE

Please make sure you filled out the application correctly before you submit it to Campus France UAE.

2 - Campus France UAE is reviewing my file >>

3 - The chosen higher education institutions are reviewing your applications >>

3- Apply to French National Schools of Architecture - ENSAs

Please note that you are entitled to a certain number of choices :

- **2 Academic programs** sorted by priority either in the same architecture schools or different schools.



Some Schools may ask you to follow a specific application procedure in parallel of Etudes En France procedure.

FR | EN Log Out
Faysal AYOU
Espace Campus France Émirats arabes unis
AE21-00074

I wish to apply I already have an admission Mailbox My account

Home > I wish to apply

I am applying

1 - Fill out the application

Electronic application is mandatory for institutions connected to Etudes en France. We advise you to fill out the form following the steps below.

[1.1 - Personal information](#) **Incomplete**

At this stage, please enter your personal information, academic background and professional experience, and your level of proficiency in English or French, depending on the language you will be studying in.

[1.2 - Fill out the program cart](#)

If you already know which programs you are interested in, you can apply by adding the programs to your cart. If you do not know which program you are interested in, consult the catalog on Campus France UAE or ask for a counselling interview. Campus France catalog: <https://www.uae.campusfrance.org/>

[1.3 - Submit the file to Campus France UAE](#)

Please make sure you filled out the application correctly before you submit it to Campus France UAE.

2 - Campus France UAE is reviewing my file

3 - The chosen higher education institutions are reviewing your applications


4- Save your electronic file and submit it online

Once your file is ready, you can submit it online. Campus France UAE team will review your application and will notify you in case some documents are missing.

Once your file is validated, you will receive a message in order to proceed with the payment of the application fees.


The screenshot shows the 'Études en France' application portal. At the top, there is a navigation bar with 'FR | EN' on the left and 'Log Out' on the right. Below this, the user's name 'Faysal AYOU' and the institution 'Espace Campus France Émirats arabes unis AE21-00074' are displayed. A menu bar contains 'I wish to apply', 'I already have an admission', 'Mailbox', and 'My account'. The main content area shows the user's progress: 'Home > I wish to apply' followed by 'I am applying'. A list of steps is shown: '1 - Fill out the application' (expanded), '2 - Campus France UAE is reviewing my file', and '3 - The chosen higher education institutions are reviewing your applications'. Step 1.3, 'Submit the file to Campus France UAE', is highlighted with a red arrow. The text for step 1.3 reads: 'Please make sure you filled out the application correctly before you submit it to Campus France UAE.'

5- Pay the application fees and meet your Campus France representative




Once your file is reviewed by Campus France UAE, you will receive a confirmation email with the processing/service fees.


Pay the service fees 676 AED by bank transfer*. You may contact Campus France UAE advisor at campusfrance@if-uae.com to get the bank details.



Once your payment is validated by Campus France UAE, your advisor will arrange an appointment and will send you the dates to your registered E-mail.



Meet your Campus France UAE representative and download your EeF certificate.



*The reference of your payment should be in the format "EEF + File number"

Example : My file number is SA21-12345. The reference should be "EEFSA21-12345"

6- Wait for the universities answers



Once your file is processed by French universities, you will receive a positive or a negative answer directly in your "Etudes en France" account by the 31st of March 2022.



You will be able to confirm your choice until 15th May 2022 on "Etudes en France" platform.

7- Start the pre-consular procedure for the visa application



Please refer to the pre-consular user guide in order to start the visa application process.


CONGRATULATIONS!

You're All Set To go !




Before creating your file, make sure to have these electronic documents handy

You can add PDF, JPG, or PNG files. The size of each document must not exceed 300 ko.



Emirates ID / Passport



Resume/CV

Motivation letter



personal photo

*Scan a profile picture in Jpeg 300
DPI 26*32 mm.*


*It must be in JPEG or PNG format
and the size must not exceed 50KB.*



**Last completed
degree**



**Academic
transcripts of
the last 2 years**



**French Language
certificate
*If applicable***



Art Portfolio